



Switzerland



Population
8 682 910



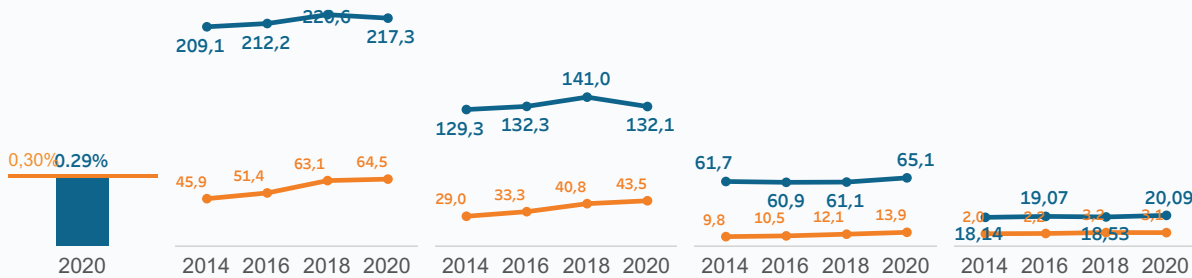
GDP per capita
75 607 €
CoE Median 20 301 €



Avg gross annual salary
74 178 €
CoE Median 20 612 €

Implemented judicial system budget

Judicial system	Courts	Prosecution services	Legal aid
0.29% of GDP	217.3 per inh.	132.1 per inh.	65.1 per inh.
CoE Median : 0,30%	CoE Median : 64,50	CoE Median : 43,53	CoE Median : 13,86



Budget : In 2020, 1 886 877 968 € were spent on the implemented judicial system budget which is 217,3 € per inhabitant (high above the CoE median) and 0.29% of the GDP (close to the CoE median). The distribution of this budget is 61% on courts, 30% on prosecution and 9% on legal aid. Switzerland is among the states that invest more in the courts compared to the countries with the similar GDP per capita.

Recruitment of judges

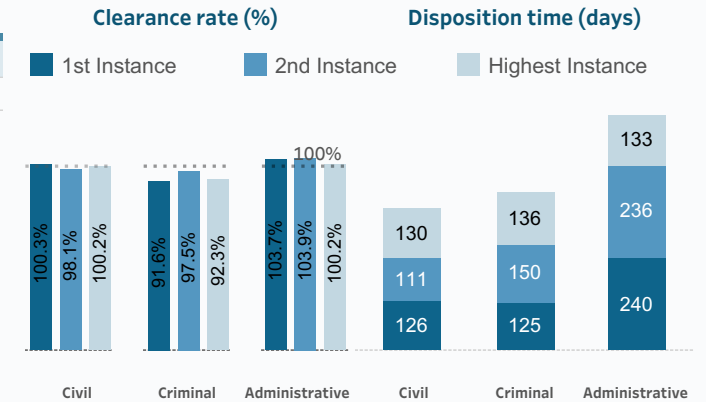
Switzerland is the one country in Europe with a very specific way to recruit a judge. Judges are recruited among experienced attorneys, lawyers and/or court clerks. Depending on the cantons, they are elected by citizens, the Parliament or nominated by the respective Supreme court. Second instance and Supreme court judges are appointed by the cantonal parliaments and the federal parliament, upon recommendation of political parties. There is no official training program that gives access to the judges' profession.

Specialised courts

Switzerland is characterised by a high level of specialisation of courts in various matters (e.g. economic crime, minors' justice, taxes, expropriation, patents etc.). In 2020, there were 241 specialised courts (190 general jurisdiction courts), mostly at cantonal level. Juvenile courts with special courtrooms for criminal proceedings involving minors exist in some cantons.

ICT in judiciary

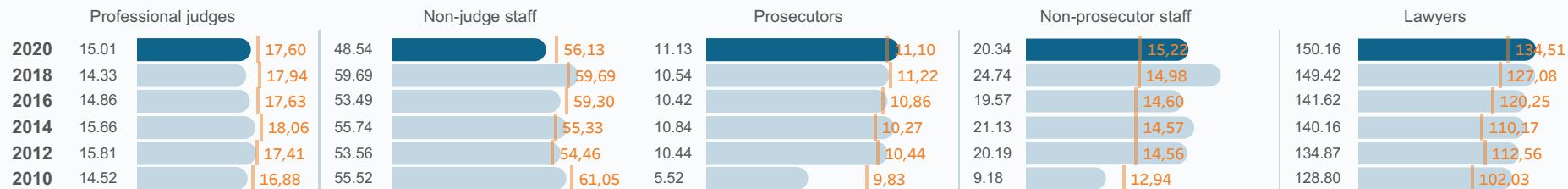
Efficiency



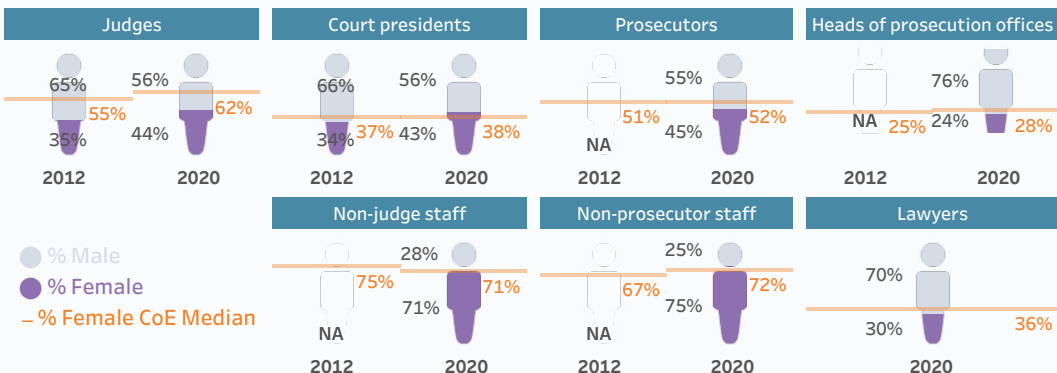
Efficiency: In total, the fastest instance was the highest one and the most efficient area of law were the civil and commercial litigious matters. Specifically, the courts have the lowest DT in 2nd instance civil and commercial litigious cases, while the highest DT is in the 1st instance administrative matters but still below the CoE median. Only in 2nd and 3rd instance criminal cases the DT indicator is above the respective CoE median. The courts' efficiency decreased in 2020 compared to the previous cycle, but in general, the reported decreases were not substantial. The pandemic affected the courts by decrease in incoming and resolved cases mostly in administrative cases in the first and second instance. This effect was not that big on civil and even less on criminal cases. Nevertheless, in criminal matters, postponements of hearings did not allow to complete as many cases as received in 2020 which caused the increase of the pending stock.

Human resources (per 100 000 inhabitants)

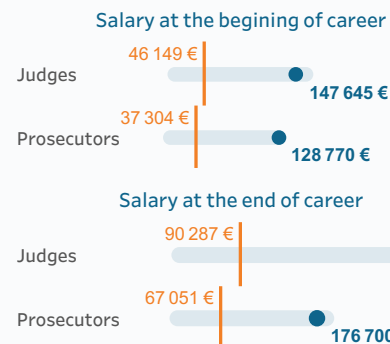
Switzerland CoE Median



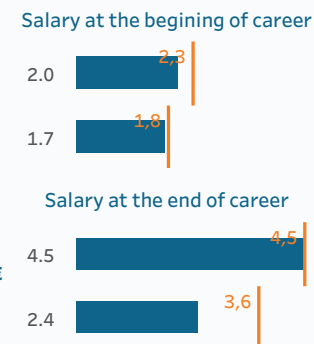
Gender balance



Absolute gross salaries

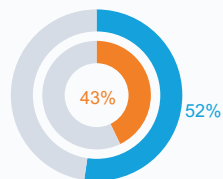


Ratio with the average a..

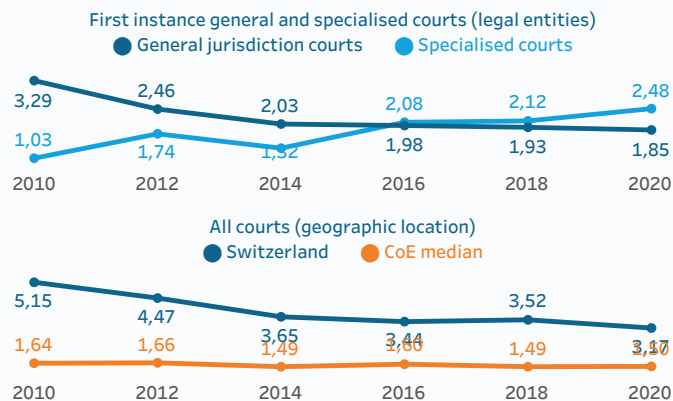


Courts (per 100 000 inhabitants)

Distribution (%) of 1st instance specialised and general jurisdic...



Specialised courts
General courts
CoE median



ICT in judiciary..

Index	Total	Value
Deployment rate	Total	5.66
Deployment rate	Civil	6.08
	Criminal	6.11
	Administrative	4.35
Communication with courts	Civil	6.1
	Criminal	6.14
	Administrative	2.87
Courts and case management	Civil	6.16
	Criminal	6.16
	Administrative	6.16
Decision support	Civil	5.74
	Criminal	5.85
	Administrative	5.74



CEPEJ efficiency indicators

Clearance Rate (CR) = (Resolved cases / Incoming cases) *100

CR > 100%, court/judicial system is able to resolve more cases than it received => backlog is decreasing

CR < 100%, court/judicial system is able to resolve fewer cases than it received => backlog is increasing

Disposition Time (DT) = (Pending cases / Resolved cases) *365

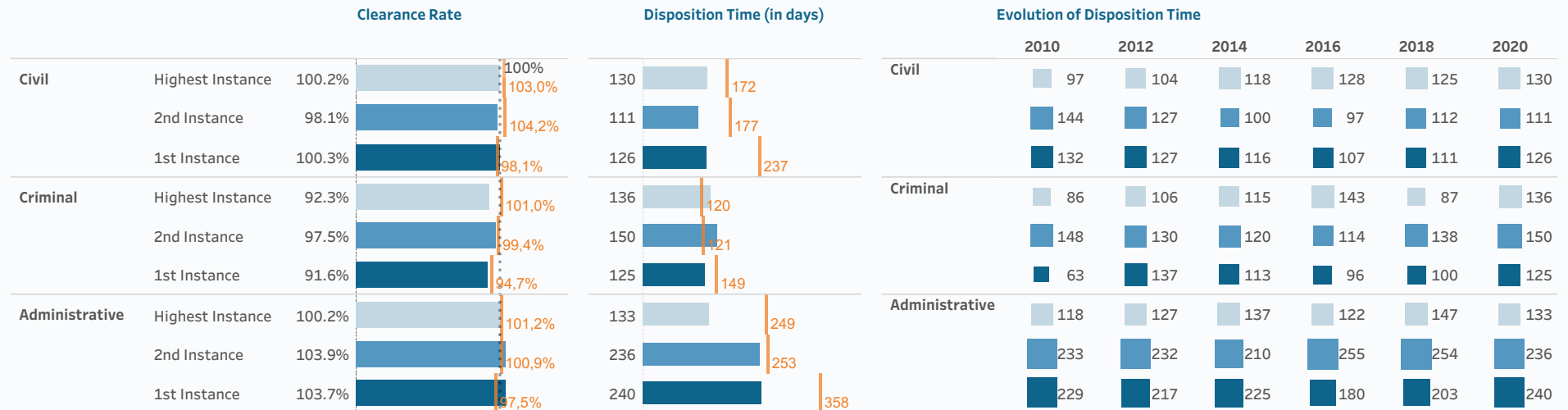
The Disposition Time (DT) is the theoretical time for a pending case to be resolved, taken into consideration the current pace of work

Instance

Highest Instance

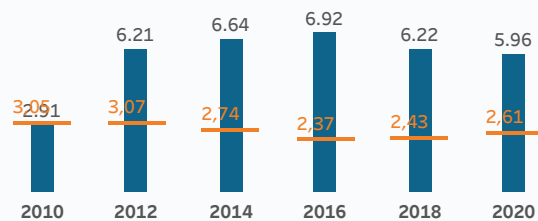
2nd Instance

1st Instance

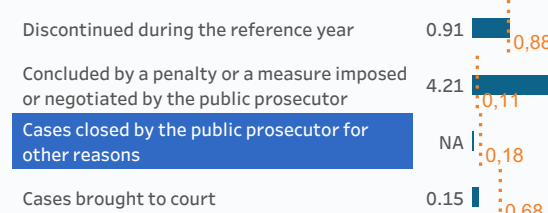


Public prosecution services

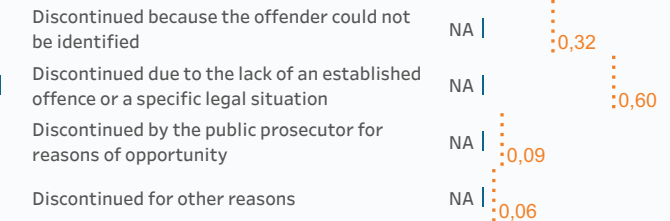
Total number of criminal cases of 1st instance per 100 inhabitants



Distribution of processed cases per 100 inhabitants



Distribution of discontinued cases per 100 inhabitants



Note: There are different methodologies on calculating number of cases in prosecution statistics by event or by perpetrator. CEPEJ collects data per case (event) but some countries present it by perpetrator.

Judiciary related websites

1. Legal texts

<https://www.admin.ch/gov/fr/accueil/droit-federal.html> ; droit cantonal : <http://www.lexfind.ch/index.php?lang=FR>

2. Case-law of the higher court/s

<https://www.bger.ch/fr/index/jurisdiction/jurisdiction-inherit-template/jurisdiction-recht.htm>

3. Information about the judicial system

<https://www.bger.ch/fr/index/federal/federal-inherit-template/federal-rechtspflege.htm>